

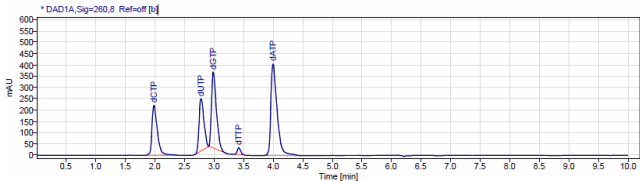
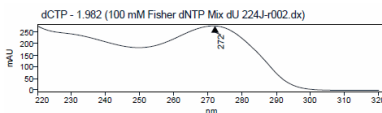
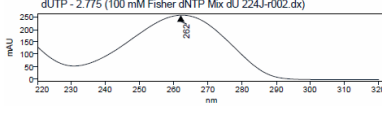
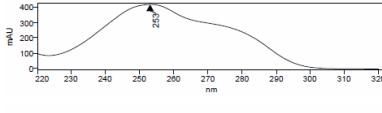
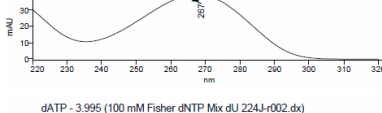
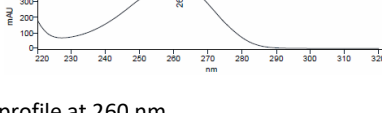
Low LOD 1-Step RT-qPCR Mix

For research or further manufacturing use only

Catalog No:	MDX025
Lot No:	EM035-B357570
Storage Conditions:	-20°C
Component Lot No:	LL1S-425511A
Expiry date:	December 2027

Quality Control Parameters

Suitable for detecting RNA and DNA viruses at very low levels for applications such as blood bank or transplant viral testing.

Test Material	Analysis	Specification	Result
dUTP Mix	Qualitative Physical	<p>dUTP mix is tested for the presence/absence of dUTP by reverse-phase HPLC separation on a C18 column and confirmed at the absorbance maximum (Lambda max) of the corresponding peak.</p> <p><u>Test Criteria:</u></p> <p>dUTP absorbance peak is present.</p> <p><u>Test Results:</u></p>  <p>Compound Name: dCTP RT: 1.98</p>  <p>Compound Name: dUTP RT: 2.776</p>  <p>Compound Name: dGTP RT: 2.983</p>  <p>Compound Name: dTTP RT: 3.413</p>  <p>Compound Name: dATP RT: 3.994</p>  <p>Figure 1: Absorbance profile at 260 nm</p>	Passed

United Kingdom


Tel: +44 (0)20 8830 5300
Fax: +44 (0)20 8452 2822

USA

Tel: +1 901.382.8716
Fax: +1 901.382.0027


Germany

Tel: +49 (0)3371 60222 00
Fax: +49 (0)3371 60222 01

	Certificate of Analysis	COA No: CA_BSM-0096-2
		Version: 05

2x RT-Ready qPCR Mix	Functional	<p>Relative activity is measured against a reference by a functional quantitative PCR assay comprising three targets</p> <p><u>Test Criteria:</u></p> <p>Test and reference amplification profile must align; ΔCt (Test-Reference) < 1</p>	Passed
2x RT-Ready qPCR Mix	DNA contamination	<p>Quantitative PCR analysis with no template. Presence of E. coli and mouse genomic DNA checked. Test sample must amplify in line with control sample.</p>	Passed
2x RT-Ready qPCR Mix	DNase contamination	<p>Incubation of a 1 kb double stranded DNA fragment. Incubation for 4 hours at 37 °C with dilution series of DNase I. Analysed by agarose gel electrophoresis. Test sample must show less degradation than the limit of detection 6.25×10^{-4} KU DNase I.</p>	Passed
2x RT-Ready qPCR Mix	RNase contamination	<p>Quantitative PCR analysis with high and low RNase standards. Test sample must show less RNase activity than the limit of detection 9.7×10^{-3} ng/μL RNase.</p>	Passed

QA / QC Representative:



J. Rahnenführer

Date: 11th November 2025

United Kingdom


Tel: +44 (0)20 8830 5300
Fax: +44 (0)20 8452 2822

USA

Tel: +1 901.382.8716
Fax: +1 901.382.0027

Germany

Tel: +49 (0)3371 60222 00
Fax: +49 (0)3371 60222 01

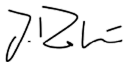
	Certificate of Analysis	COA No: CA_BEM-0028-2
		Version: 04

RNase-Tolerant MMLV-RT Suitable for Research and further Manufacturing Use as an IVD component	Catalog No:	MDX025
	Lot No:	EM035-B357570
	Storage Conditions:	-20°C
	Component Lot No:	RT1-525111A
	Expiry date:	December 2027

Quality Control Parameters

MMLV-RT (Moloney Murine Leukemia Virus Reverse Transcriptase) is a reverse transcriptase that can be used for cDNA synthesis and subsequent PCR or qPCR in a one-step or two-step assay.

Analysis	Specification	Result
Functional	Quantitative RT-PCR analysis amplifying three targets in multiplex from a dilution series of mouse RNA under standard conditions. Ct profiles must be consistent for test and reference samples with a ± 0.5 Ct variance. The delta Rn of the amplification traces, for test and reference samples, must be within 10 %.	Passed
DNA contamination	Quantitative PCR analysis with no template. Presence of <i>E. coli</i> and mouse genomic DNA checked. Test sample must amplify in line with control sample.	Passed
DNase contamination	Incubation of a 1 Kb double stranded DNA fragment. Incubation for four hours at 37 °C with dilution series of DNase I. Analysed by agarose gel electrophoresis. Test sample must show less degradation than the limit of detection 2.5×10^{-3} U DNase I.	Passed
RNase contamination	Quantitative PCR analysis with high and low RNase standards. Test sample must show less RNase activity than the limit of detection 9.7×10^{-3} ng/ μ L RNase.	Passed

QA / QC Representative:  J. Rahnenführer

Date: 11th November 2025

United Kingdom

Tel: +44 (0)20 8830 5300
Fax: +44 (0)20 8452 2822

USA

Tel: +1 901.382.8716
Fax: +1 901.382.0027

Germany

Tel: +49 (0)3371 60222 00
Fax: +49 (0)3371 60222 01