

## TEST PROCEDURE

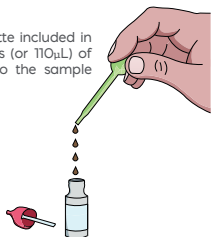
How to perform the test

# immunocard STAT!<sup>®</sup>

## C. difficile GDH-AB

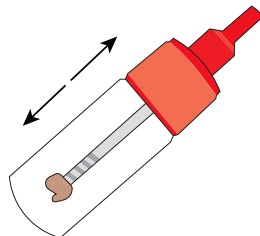
### 1 a. LIQUID STOOL

Using the transfer pipette included in the kit, transfer 4 drops (or 110 $\mu$ L) of homogenized stool into the sample diluent.

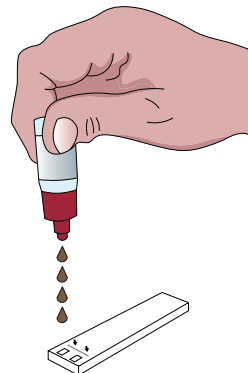


### 1 b. SEMI-SOLID OR FORMED STOOL

Using the stick attached to the vial cap, transfer a portion of 5mm for solid stool and a sample amount covering the grooves of the stick for semi-liquid stool to the sample diluent.

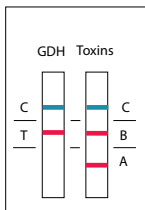


2. Screw the cap well and shake vigorously. Break the tip from the vial cap using absorbent paper.



3. Keeping the vial vertical, dispense 4 drops of diluted sample in the Sample Port of each strip (marked by an arrow) and read the results after 15 minutes.

## Interpretation of Results



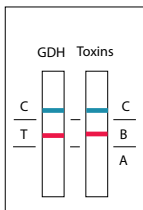
GDH Positive  
Toxins A Positive  
Toxins B Positive

**POSITIVE**



GDH Positive  
Toxins A Positive  
Toxins B Negative

**POSITIVE/NEGATIVE**

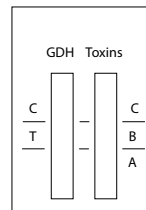


GDH Positive  
Toxins A Negative  
Toxins B Positive



GDH Negative  
Toxins Negative

**NEGATIVE**



Invalid

**INVALID**



This illustration is representative of the current Package Insert at the time of publication. Please refer to the most current version of the Package Insert for complete instructions.

### USA/CORPORATE OFFICE

3471 River Hills Drive  
Cincinnati, Ohio 45244, USA  
Telephone: 513-271-3700

### MERIDIAN BIOSCIENCE EUROPE

Belgium/Luxembourg Tel: +32 (0) 67 89 59 59  
France Tel: +33 (0) 1 42 56 04 40  
Germany Tel: +49 (0)3371 60 222 31  
Italy Tel: +39 0331 43 36 36  
Netherlands Tel: +31 (0) 411 62 11 66  
United Kingdom Tel: +44 (0) 20 8453 7970

Customer Service: [info@meridianbioscience.eu](mailto:info@meridianbioscience.eu)  
[meridianbioscience.com/eu](http://meridianbioscience.com/eu)

**meridian** BIOSCIENCE™