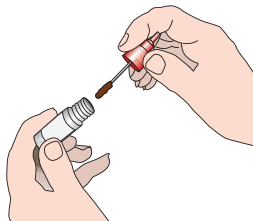


# immunocard STAT!<sup>®</sup>

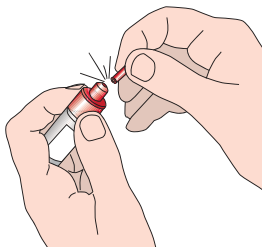
HpSA<sup>®</sup>

## TEST PROCEDURE

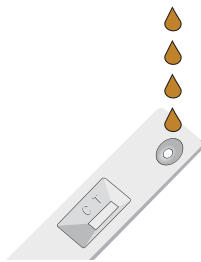
How to perform the test



1. Using the applicator stick of the diluent vial, transfer a small portion (5-6 mm diameter) of stool specimen into the sample port of the device. Vortex 15 seconds.

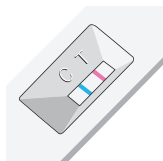


2. Hold the vial vertically and gently tap on benchtop. Break the tip from vial using absorbent paper.

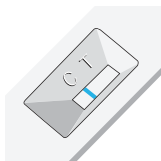


3. Dispense 4 drops into the sample port of the device. After 5 minutes, read result within 1 minute.

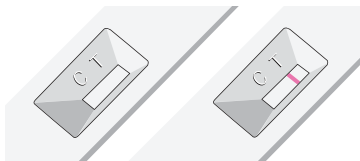
## Interpretation of Results



**POSITIVE**



**NEGATIVE**



**INVALID**



This chart does not contain complete instructions for use.  
For further information, please refer to the package insert.

### USA/CORPORATE OFFICE

3471 River Hills Drive  
Cincinnati, Ohio 45244, USA  
Telephone: 513-271-3700

### EMEA, MERIDIAN BIOSCIENCE EUROPE

Phone: +39 0331433636  
E-mail: MBE-TechService@meridianbioscience.eu

Orders/Customer Service: 1-800-543-1980  
Technical Support: 1-800-343-3858  
Information Fax: 513-272-5432  
Ordering Fax: 513-271-0124  
[meridianbioscience.com](http://meridianbioscience.com)